

Participants in a Successful Migration Engagement



RESPONSIBLE

FastTrack Customer
FastTrack Partner
FastTrack for M365



ACCOUNTABLE

FastTrack Customer
FastTrack Partner
FastTrack for M365



SUPPORT

FastTrack Customer
FastTrack Partner
FastTrack for M365



CONSULTED

FastTrack Customer
FastTrack Partner
FastTrack for M365



INFORMED

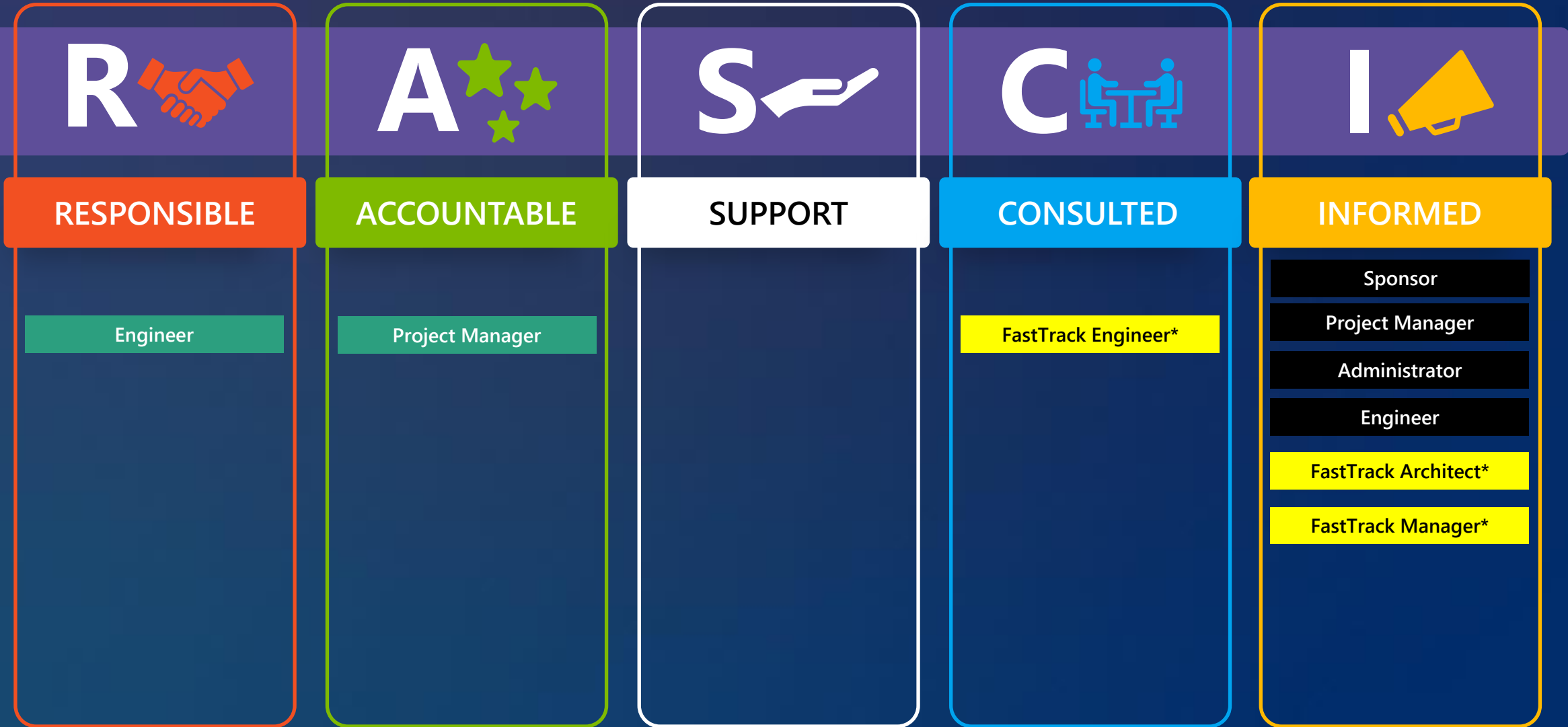
FastTrack Customer
FastTrack Partner
FastTrack for M365

Onboarding

During the Onboarding Stage
the Following Actions Occur

1. Presenting the FastTrack Migration Benefit
2. Walkthrough of the Learning Center
3. Register for the FastTrack Portal
4. Gain Access to MigHub / Project Cards
5. Prepare Technical Migration Pre-Requisites
6. Prepare Source and Target Environments
7. Transition to Migration Team (File Share Migration Only)

Onboarding Action 1: Presenting the FastTrack Migration Benefit



Legend The colors of the individuals on the RACI correspond to the roles on the right >>>>>

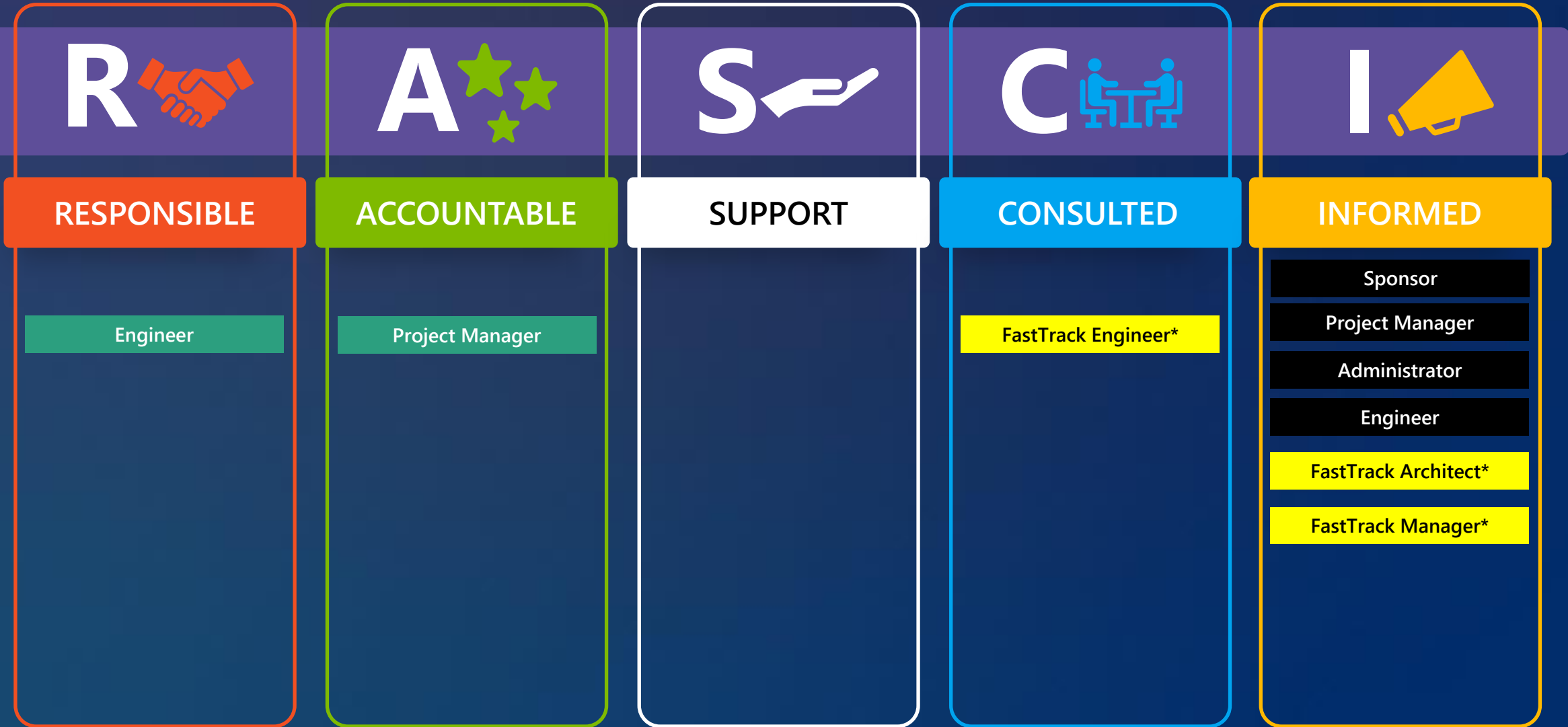
FastTrack Partner Role

FastTrack Customer Role

FastTrack for M365 Role

*when engaged

Onboarding Action 2: Walkthrough of the Learning Center



Legend The colors of the individuals on the RACI correspond to the roles on the right >>>>>>

FastTrack Partner Role

FastTrack Customer Role

FastTrack for M365 Role

*when engaged

Onboarding Action 3: Register for the FastTrack Portal



Legend The colors of the individuals on the RACI correspond to the roles on the right >>>>>

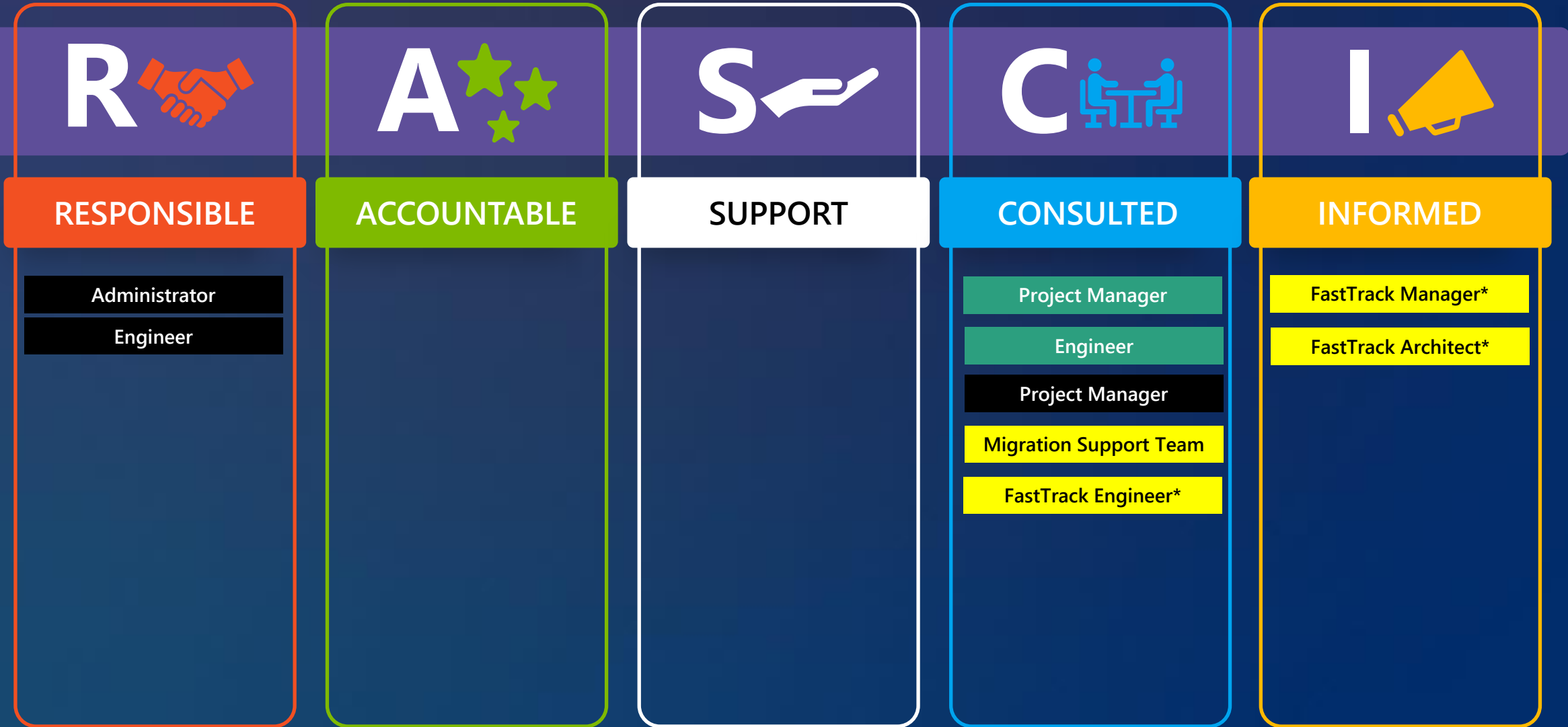
FastTrack Partner Role

FastTrack Customer Role

FastTrack for M365 Role

*when engaged

Onboarding Action 4: Gain Access to the Mig Hub / Project Cards



Legend The colors of the individuals on the RACI correspond to the roles on the right >>>>>

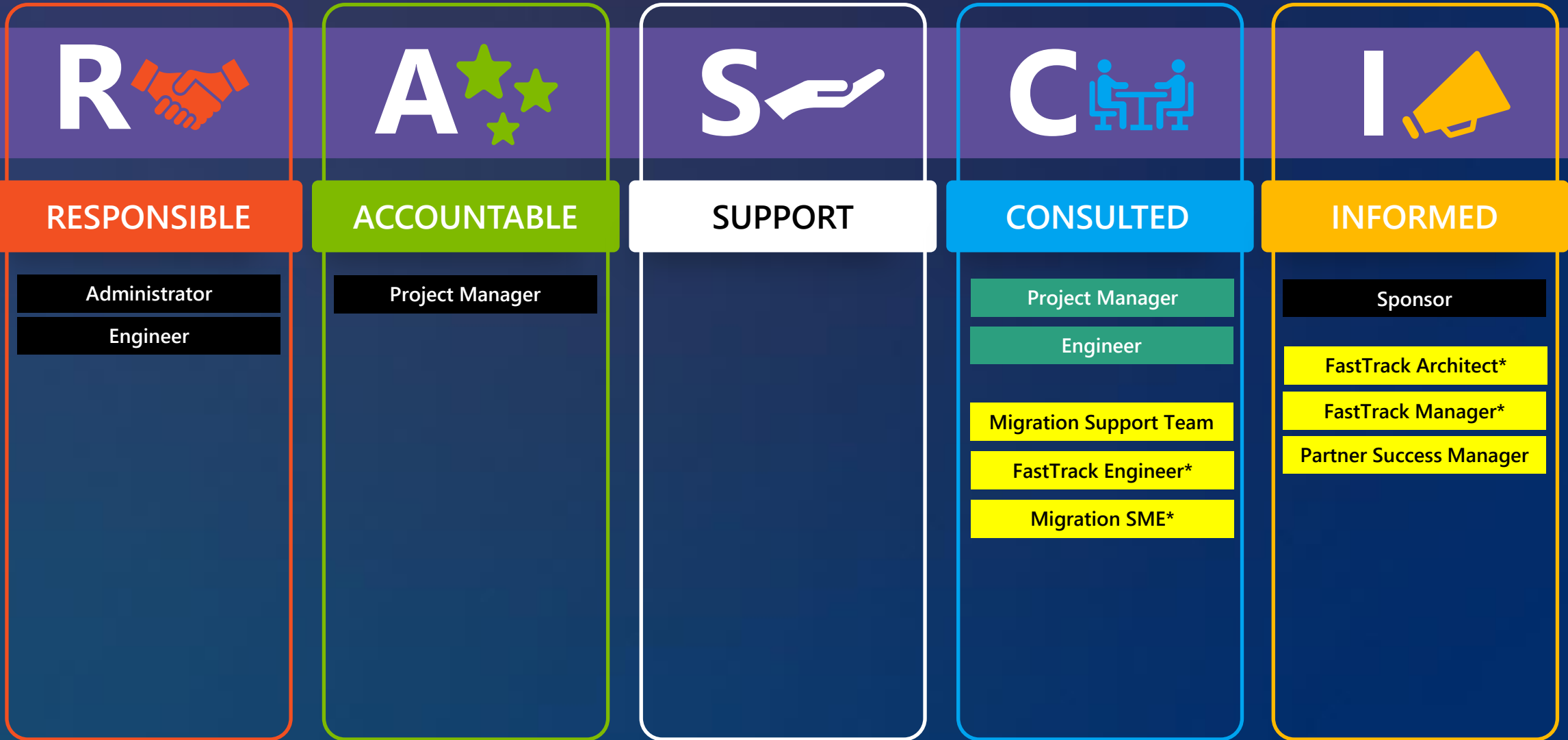
FastTrack Partner Role

FastTrack Customer Role

FastTrack for M365 Role

*when engaged

Onboarding Action 5: Gain Access to the Mig Hub / Project Cards



Legend The colors of the individuals on the RACI correspond to the roles on the right >>>>>

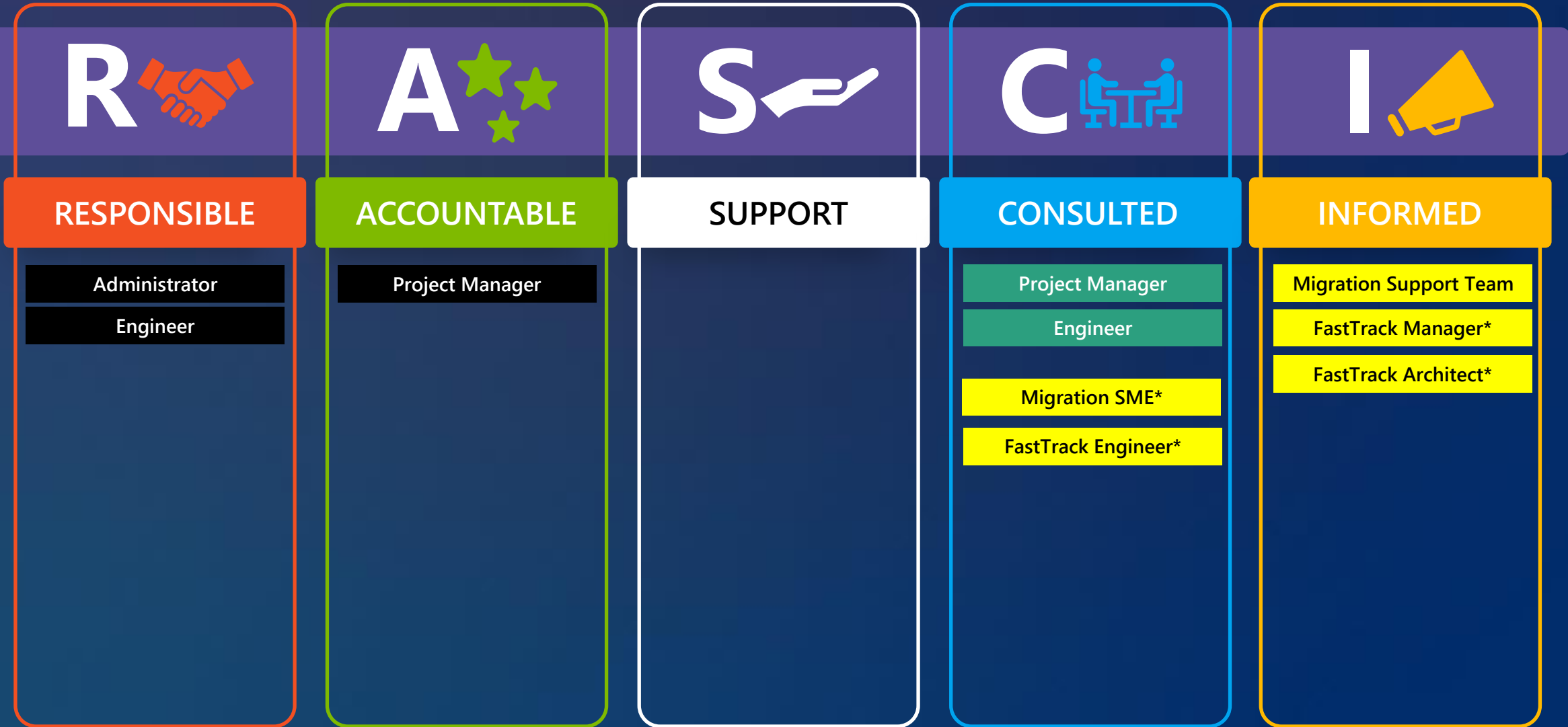
FastTrack Partner Role

FastTrack Customer Role

FastTrack for M365 Role

*when engaged

Onboarding Action 6: Prepare Source and Target Environments



Legend The colors of the individuals on the RACI correspond to the roles on the right >>>>>

FastTrack Partner Role

FastTrack Customer Role

FastTrack for M365 Role

*when engaged

Onboarding Action 7: Transition to Migration Team

File Share Migration Only



Legend The colors of the individuals on the RACI correspond to the roles on the right >>>>>

FastTrack Partner Role

FastTrack Customer Role

FastTrack for M365 Role

*when engaged

Velocity

During the Velocity Stage
the Following Actions Occur

1. Schedule Migration Events
2. Remediate Failures
3. Monitor In Progress Migration Events
4. Migration Completion and Project Card Closure

Velocity Action 1: Schedule Migration Events



Legend The colors of the individuals on the RACI correspond to the roles on the right >>>>>>

FastTrack Partner Role

FastTrack Customer Role

FastTrack for M365 Role

*when engaged

Velocity Action 2: Remediate Failures



Legend The colors of the individuals on the RACI correspond to the roles on the right >>>>>

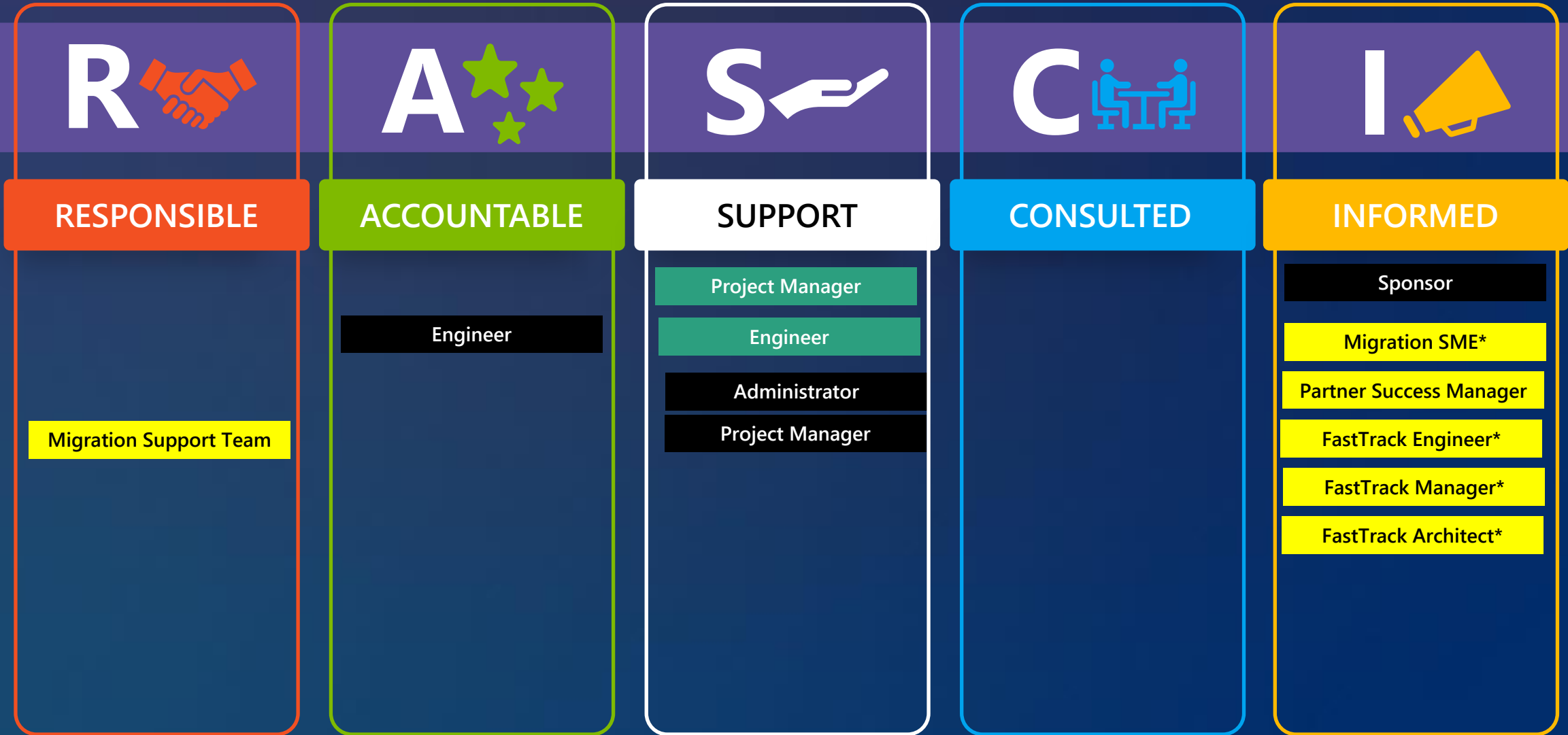
FastTrack Partner Role

FastTrack Customer Role

FastTrack for M365 Role

*when engaged

Velocity Action 3: Monitor In Progress Migration Events



Legend

The colors of the individuals on the RACI correspond to the roles on the right >>>>>>

FastTrack Partner Role

FastTrack Customer Role

FastTrack for M365 Role

*when engaged

Velocity Action 4: Migration Completion and Progress Card Closure



Legend

The colors of the individuals on the RACI correspond to the roles on the right >>>>>

FastTrack Partner Role

FastTrack Customer Role

FastTrack for M365 Role

*when engaged