



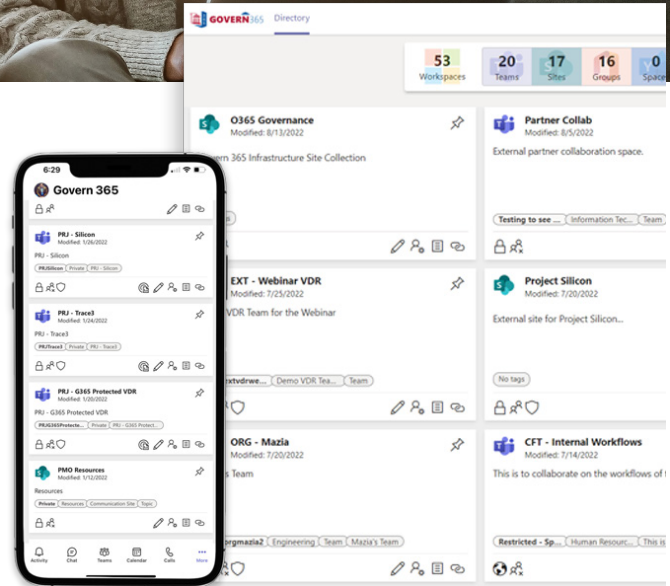


SOLVE SOME OF THE MOST COMMON SECURITY CHALLENGES WITH GOVERN 365'S VIRTUAL DATA ROOM



VDRs have long been used in specific industries for sharing and distribution of highly sensitive information. However, this poses certain challenges for companies using them.

-  Lack data sovereignty (data must be stored in their cloud)
-  Proliferation of several encryption technologies (DRM)
-  Lack productivity features offered in Microsoft 365
-  Requires users to learn a solution-specific interface



Govern 365's virtual data rooms are built to work with Microsoft 365 Teams and SharePoint to protect your sensitive information while ensuring data sovereignty.

Govern 365 provides end-to-end automated implementation of DRM technology using Microsoft Purview. Our app allows you to retain your data sovereignty and encryption control without compromising Microsoft 365's advanced productivity capabilities so you can collaborate, securely.

WHY GOVERN 365'S VDR?

Govern 365's virtual data room is lean and affordable, offering the essential protection and encryption features that most customers need without all of the feature bloat and expensive pricing of many industry-specific alternatives.

Built on Microsoft Purview, external and internal recipients can safely & securely take advantage of secure collaboration while having data stored in their own repository, having a collaborative experience that allows co-authoring, on both the web as well as applications they already have installed.

Our VDR allows for enhanced searching capabilities, an unlimited number of users that can participate, intellectual property protection where protection is required, and much more!

GOVERN 365 IS A PROUD MEMBER OF



FEATURES & BENEFITS

Leverage Microsoft 365 as a VDR for



FINANCIAL TRANSFERS AND FUNDRAISING



DUE DILIGENCE FOR MERGERS AND ACQUISITIONS



INITIAL PUBLIC OFFERING (IPO)



COLLABORATION ACROSS COMPLEX DISTRIBUTED SUPPLY CHAINS



BOARD COMMUNICATIONS



SENSITIVE DATA EXCHANGE DURING CLIENT ENGAGEMENTS



JOINT DEAL MANAGEMENT



LEGAL PROCEEDINGS



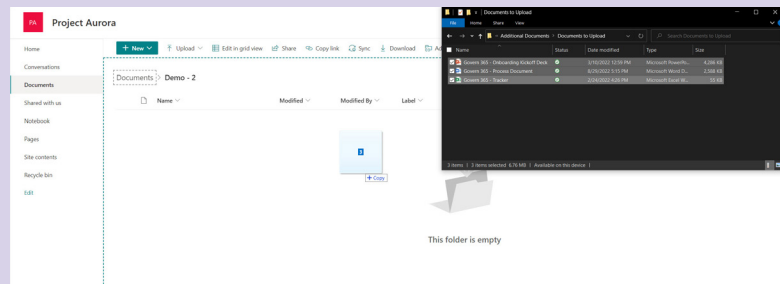
RESEARCH AND DEVELOPMENT

AUTOMATICALLY PROTECT YOUR CONTENT USING SENSITIVITY LABELS

Automatically protect uploaded content using Microsoft Sensitivity Labels, while synchronizing label permissions to workspace access control, providing a no-touch content protection system throughout the entire life of the content.

Documents > Demo - 1

Name	Modified	Modified By	Label
BoxTest.pptx	A few seconds ago	Megan Bowman	Protection Pending
Copy of Book1.csv	A few seconds ago	Megan Bowman	Protection Pending
LIT-Vivid-Vision.pdf	1 min ago	Megan Bowman	ProjectAurora
Resume.docx	1 min ago	Megan Bowman	ProjectAurora
Sales Summary 2.xlsx	1 min ago	Megan Bowman	ProjectAurora

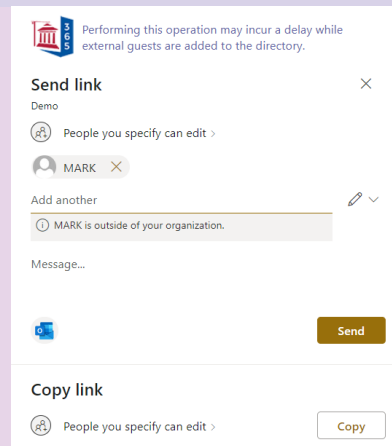


DRAG & DROP FILES

Easily drag-and-drop files you want to track and protect, or you can also upload them directly from your desktop. You can upload files on the go via Govern 365 from the Teams mobile app into the secured workspace.

COLLABORATE WITH INTERNAL & EXTERNAL USERS

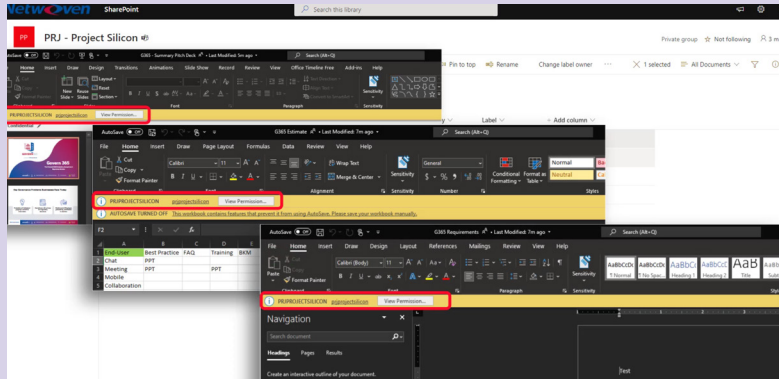
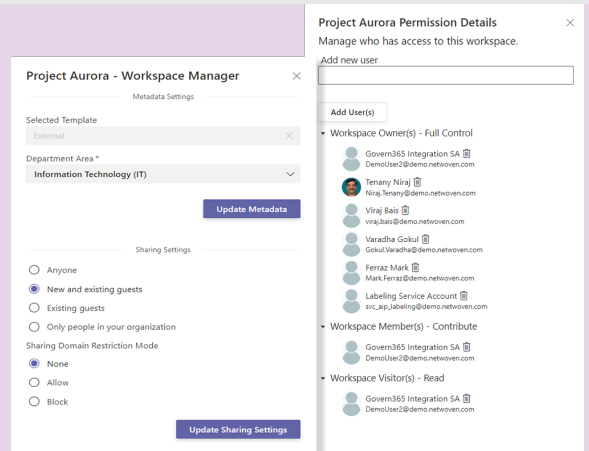
Collaborate seamlessly through secure sharing links, that seamlessly manage content protection for you.



FEATURES & BENEFITS

MANAGE USER'S ACCESS & PERMISSIONS TO FILES & FOLDERS

Easily add and manage users and their permissions individually or in groups. Grant users permissions to access a particular file or folder from within the protected workspace.

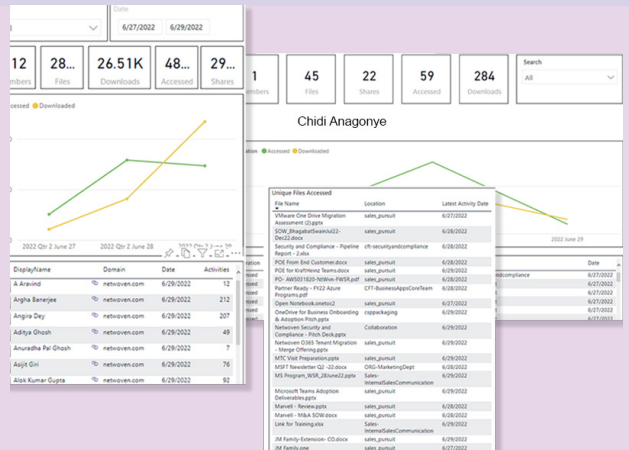


LEVERAGE DOCUMENT CONTENT MARKING

Workspace owners can manage sensitivity label settings such as content marking and expiration settings.

AUDIT USER ACTIVITIES

Workspace owners and admins can review all user activities in a given workspace, including files accessed, downloaded, shared and labeling operations.



**READY TO GET STARTED?
REQUEST A DEMO!**

INSTALL TODAY

REQUEST A DEMO

